



• MDF • PB • OSB • INS. BOARD • PALLET BLOCKS • PELLETS



CHIPPERS

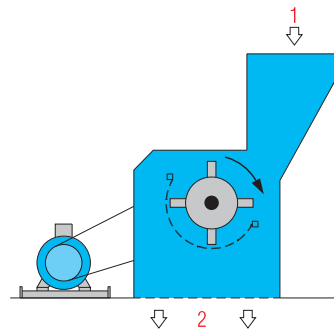
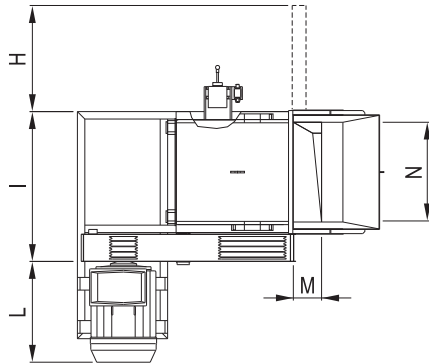
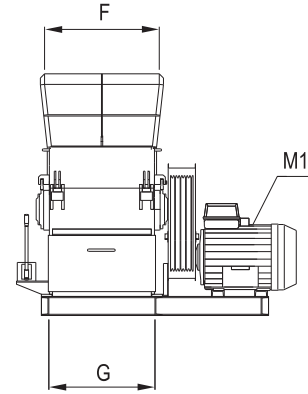
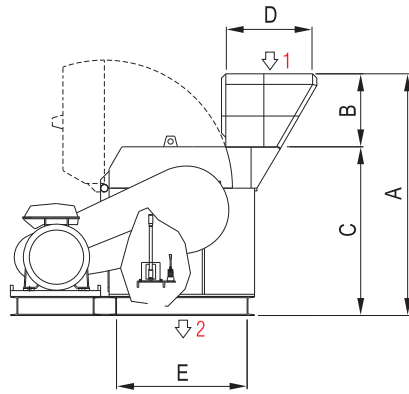
RE-HAMMER CHIPPER - RCM

TECHNICAL FEATURES

- Very strong hammer rotor: statically and dynamically balanced – splined to the main shaft fitted with supports and bearings
- Transmission system and guards
- Very strong body fitted with: counter-hammer beam removable from outside – easily removable perforated screen – feeding hopper – top inspection hatch with safety limit switch – side inspection door
- Machine basement, electric motor and slide.

BENEFITS

- Easy replacement of hammer, counter-hammer beam and perforated screen
- High efficiency
- High reliability
- Very low maintenance cost.



1 = FEEDING
2 = DISCHARGE

M1 = MAIN MOTOR

MODEL	OVERALL DIMENSIONS mm											
	A	B	C	D	E	F	G	H	I	L*	M	N
RE-HAMMER CHIPPER RCM.850/75	2278	688	1590	810	1230	1100	1000	1000	1405	895	250	930
RE-HAMMER CHIPPER RCM.850/90	2278	688	1590	810	1230	1100	1000	1000	1405	900	250	930

*Variable according to motor size

MODEL	DRUM			CAPACITY		INSTALLED POWER kW	WEIGHT APPROX. kg
	DIAMETER mm	LENGTH mm	HAMMERS pes	BULK m ³ /h	t/h	M1**	
RE-HAMMER CHIPPER RCM.850/75	850	900	32	20-25	According to bulk density	75	5000
RE-HAMMER CHIPPER RCM.850/90	850	900	32	25-30		90	5050

**According to type of material