



GRINDING MACHINES

SMG**BEST IN CLASS FOR:**

WOOD BASED PANELS:
PB/SPB
OSB/LSB/FOSB



PRESSED WOOD PACKAGING:
PALLET BLOCKS
PRESSED PALLETS



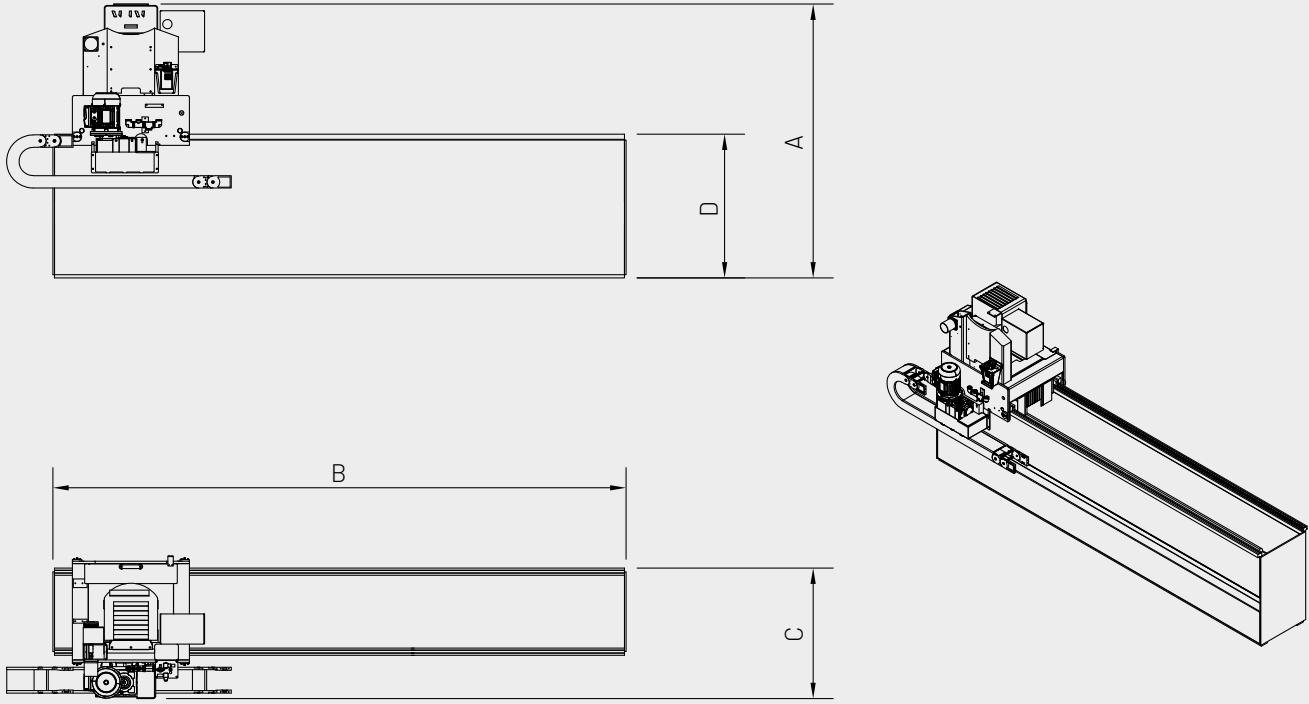
PELLETS & ENERGY:
WOOD PELLETS AND
BLACK PELLETS

TECHNICAL FEATURES

- Rigid electrowelded steel structure • Grinding wheel holding carriage running on friction-free slides • Adjustable carriage speed by electronic inverter
- Magnetic and/or mechanical clamping knife • Hydropneumatic brake
- Automatic system for grinding wheel replacement • Electronic thickness probing device • Plc, touch screen control, graphic colour display; 7" • Upon request the machine can be customized (i.e. presetting station for grinding and assembling).

BENEFITS

- Precision grinding machines for straight knives and flat surfaces • Comfortable access space to the grinding stone for a quick change • Quick stone-change system • High flexible-automation on the work cycle • It is possible to grind knives with different width • By using the presetting station there is no idle time during knives replacement.



MODEL	OVERALL DIMENSIONS mm			
	A	B	C	D
SMG. 1200	1900	3600	550	1000
SMG. 1500	1900	3600	550	1000
SMG. 2100	1900	4800	550	1000
SMG. 2400	1900	4800	550	1000
SMG. 3100	1900	6000	550	1000
SMG. 3600	1900	6000	550	1000
SMG. 4100	1900	6000	550	1000
SMG. 4800	1900	7200	550	1000
SMG. 5200	1900	7600	550	1000
SMG. 6200	1900	8600	550	1000
SMG. 7200	1900	9600	550	1000

MODEL	GRINDING MOTOR POWER kW	FEED MOTOR POWER kW	COOLANT PUMP CAPACITY lt/min	WEIGHT Kg
SMG. 1200	10 ÷ 30	1	100	1500 ÷ 4800
SMG. 1500				
SMG. 2100				
SMG. 2400				
SMG. 3100				
SMG. 3600				
SMG. 4100				
SMG. 4800				
SMG. 5200				
SMG. 6200				
SMG. 7200				