



## MAT SURFACE DAMPING UNIT

**TS100**

WATER AND ADDITIVE AIRLESS SPRAYING SYSTEM

**BEST IN CLASS FOR:**

## WOOD BASED PANELS:

PB/SPB

OSB/LSB/FOSB

MDF/HDF

The TS100 system has been designed for damping the top and bottom surfaces of the mat as it travels along the forming line.

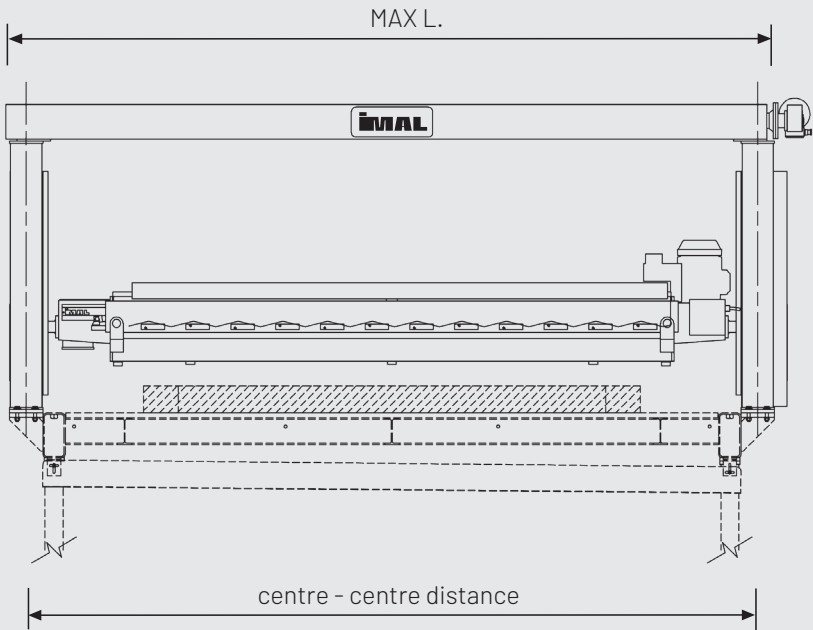
A damper surface helps the heat to penetrate through the board more rapidly during the pressing process, resulting in faster cure times and shorter press cycles. The system consists of a beam on which the centrifugal spraying rotors are mounted and a liquid dosing and recycling unit.

**MAIN FEATURES**

- Assembly made from steel and corrosive resistant materials
- Accurate mixing of water and additive
- Electronic control of the exact amount of solution to be sprayed and recycled
- Sophisticated water purification system included
- Solution sprayed by means of centrifugal force
- Electronic control may be implemented with Siemens PLC (Profibus and Ethernet) or Allen-Bradley PLC (Control net and Ethernet) upon request
- May be used for all kinds of boards
- Equipment conforming to Directive 94/9/CE ATEX 95 requirements and suitable for Zone 22 installation (based on Directive 99/92/CE ATEX 137), i.e. intended for use in potentially explosive environments due to the presence of dust.

**ADVANTAGES**

- Improved quality and increase in production rates
- Decrease in surface porosity, making the board easier to sand
- Improved mechanical properties of the board with a smoother and harder surface
- Better glass-like sheen to the surface to facilitate the coating process.



Dimensions will vary on the basis of customer requirements.



CE Ex II 3D IP54 T 135 °C

TECHNICAL DATA			
NUMBER OF ROTORS	Max 20		
TOTAL SPRAYING SPAN	Max 3800 mm		
MAX. FLOW FOR EACH ROTOR	800 g/min		
RELEASE AGENT CONCENTRATION	Min 0.2%		
MIN. DIFFERENCE IN HEIGHT BETWEEN SPRAYING UNIT AND PUMPING UNIT	1500 mm		
RATED POWER	7.5 kW		
THREE-PHASE ELECTRICAL SUPPLY	400/440 V - 50/60 Hz		
CONTROL CIRCUIT VOLTAGE	230/120 V - 50/60 Hz		

NO. ROTORS	C-C DISTANCE mm	MAX L. mm	BOARD WIDTH mm
10	2800	3000	Min 1220 - Max 1830
12	3200	3400	2135
14	3600	3800	2440
16	4000	4200	2750
18	4400	4600	3050
20	4800	5000	3660