


WIND CLEANER

CLEANER FOR RECYCLED FINES



BEST IN CLASS FOR:



WOOD BASED PANELS:
PB/SPB



PRESSED WOOD PACKAGING:
PALLET BLOCKS



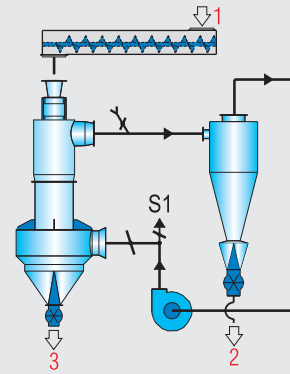
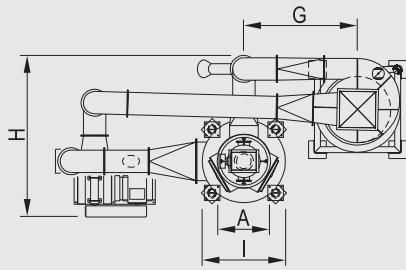
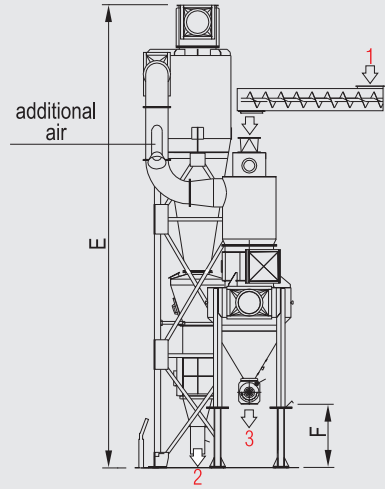
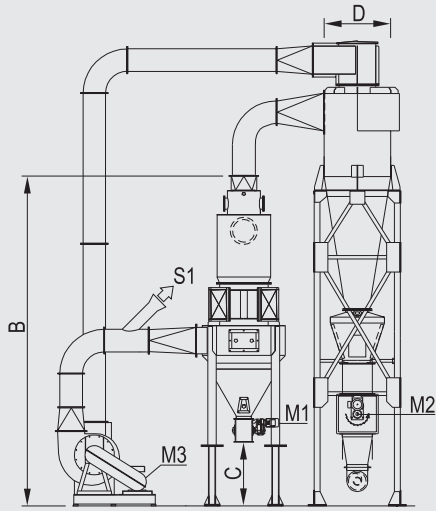
WOOD RECYCLING AND
WASTE TREATMENT:
WASTE

TECHNICAL FEATURES

- Cleaning chamber fitted with: adjustable feeding flaps – cleaning sections – exhaust air recovery – rotary valve for the discharge of heavy pollutants
- Sifting system based on sequentially differentiated fluidization speeds • Fan
- Discharge cyclone with rotary valve for clean particles • Piping with flaps to adjust the fluidizing speed.

BENEFITS

- Removal of heavy pollutants out of recycled fines, wet and dry, e.g.: minerals such as sand, stones, metals, etc. – atypical pollutants such as ABS, plastics, rubber, glass, laminates, etc. • Highly reliable and flexible adjustment • Very high cleaning efficiency • Improved panel machinability • Low cost, low energy consumption, easy maintenance.



1= INLET OF CONTAMINATED MATERIAL
 2= ACCEPTS/CLEAN
 3= REJECTS

M1= ROTARY VALVE OUT
 M2= ROTARY VALVE IN
 M3= FAN DRIVE

S1= EXHAUST AIR

MODEL	OVERALL DIMENSIONS mm								
	A	B	C	D	E	F	G*	H	I
WCL.15/10	600	5261	1407	800	5290	772	10000	1300	1100
WCL.15/25	600	5261	1407	800	5290	772	25000	1300	1100
WCL.30/10	900	6912	2270	1120	7148	1200	10000	2269	1400
WCL.30/25	900	6912	2270	1120	7148	1200	25000	2269	1400

*Maximum distance between centers

MODEL	CAPACITY TOP		INSTALLED POWER kW			EXHAUST AIR m ³ /h	WEIGHT APPROX. kg
	BULK m ³ /h	WET t/h	M1	M2	M3	S1	
WCL.15/10	7,5	1,5	1,5	1,5	11	1800	2800
WCL.15/25	7,5	1,5	1,5	1,5	15	1800	3800
WCL.30/10	15,0	3,0	1,5	1,5	15	3200	4600
WCL.30/25	15,0	3,0	1,5	1,5	30	3200	5550