

METERING BINS

BBT

FOR WET PARTICLES

**TECHNICAL FEATURES**


- Volumetric dosing of wet and dry particles for dosing bin only
- Gravimetric metering of wet and dry particles for dosing bin & belt scale
- Excellent dosing-metering solution for dryers, process mills and blenders.

DOSING BIN


- Strong-modular bin provided with: inspection windows – electronic levels for filling control – fire-extinguishing system for dry materials – explosion protection system for dry materials
- Front scalping-fluidizing rolls
- Drive systems
- Pre-wiring of all electrical fittings up to a junction box
- Weighing belt with load cell
- Tensioning-centering system for the belt
- Drive system
- Calibration chain
- Microprocessor including all functions for electronic calibration
- Accuracy for wet particles better than +/- 2,5% relating to instant flow
- Accuracy for dry flakes better than +/- 2,0% relating to instant flow
- Continuous-constant feeding of material with constant running of dosing bin
- Employment range from 10 to 100% of nominal throughput.

BELT SCALE

- Weighing belt with load cell
- Tensioning-centering system for the belt
- Drive system
- Calibration chain
- Microprocessor including all functions for electronic calibration.

BEST IN CLASS FOR:


WOOD BASED PANELS:
MDF/HDF
PB/SPB
OSB/LSB/FOSB
INSULATION BOARDS



PRESSED WOOD PACKAGING:
PALLET BLOCKS



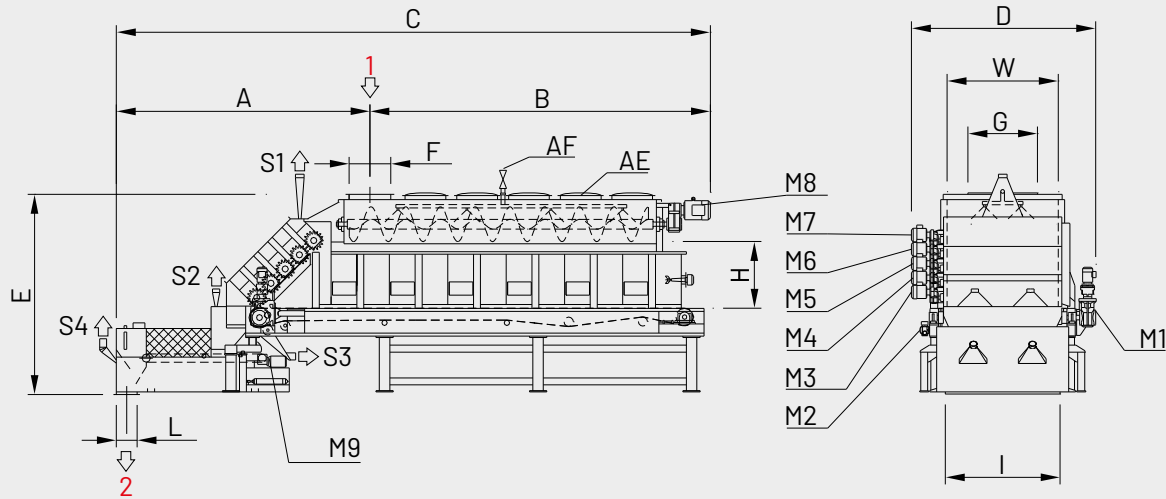
PELLETS & ENERGY:
WOOD PELLETS AND
BLACK PELLETS
LIME



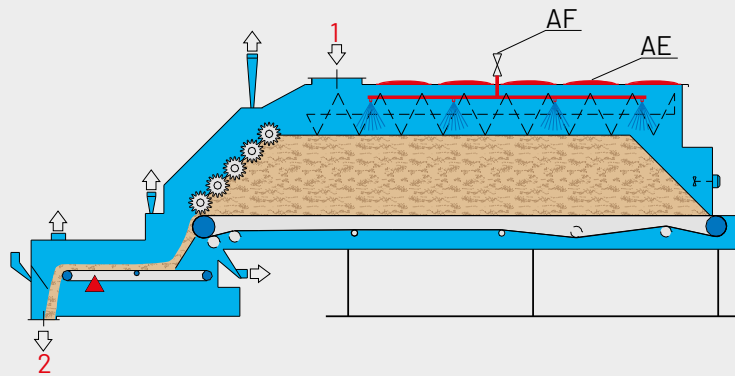
WOOD RECYCLING AND
WASTE TREATMENT:
WASTE

BENEFITS

- Perfect mixing of particle flow from scalping rolls milling the front section
- High-stable volumetric accuracy
- Very high weighing-metering accuracy
- Accuracy is related to instant flow and not to the full scale value as in conventional systems
- High efficiency and reliability
- Low maintenance
- Accuracy from dosing bin + belt scale higher than +/- 0,5% relating to instant flow!
- Employment range from 10 to 100% of full scale value
- Full scale value is freely settable
- Easy testing by calibrating chain.



- 1 = FEEDING
- 2 = DISCHARGE
- S1-S2-S3-S4 = SUCTION
- M1 = FEEDING BELT ROTATION
- M2 = CLEANING DEVICE COMAND
- M3-M4-M5-M6-M7 = FRONT MILL ROTATION
- M8 = LEVELLING SCREW ROTATION
- M9 = DOSING BELT DRIVE
- FOR DRY MATERIAL ONLY:
- AF = FIRE-EXTINGUISHING SYSTEM
- AE = EXPLOSION VENTS



MODEL	OVERALL DIMENSIONS mm										USEFUL SECTION mm	
	A	B	C	D	E	F	G	I	L	H	W	
BBT 24	3700	4810	8660	2300	2840	600	750	1250	300	1000	1200	
BBT 36	3700	4810	8660	2700	2840	600	1150	1650	300	950	1600	
BBT 56	8050	8650	17300	3475	5268	600	1550	1980	800	3000	2000	
BBT 60-20	4600	6005	10755	3190	3735	600	1550	1650	300	1500	2000	

MODEL	CAPACITY BULK MATERIAL			BIN VOLUME m ³	INSTALLED POWER kW					
	m ³ /h	t/h	RATIO		M1*	M1.1	M2	M3...M7	M8	M9
BBT 24	240	According to bulk density	1:6	6	0,55	0,07	0,37	1,10	2 x 2,20	0,55
BBT 36	360			8	0,75	0,07	0,37	1,10	4 x 2,20	0,55
BBT 56	600			70	0,37	0,37	0,37	1,50	4 x 3,00	0,75
BBT 60-20	600			20	1,50	0,07	0,37	1,50	4 x 3,00	0,75

*For SL - CL

MODEL	COM-PRESSED AIR Nm ³ /h	AF** H ₂ O - 6 bar		SUCTION										WEIGHT APPROX. kg	
				THROUGHPUT WET MATERIAL m ³ /h				THROUGHPUT DRY MATERIAL m ³ /h				AIR SPEED m/s	SUCTION PRESSURE Pa		
				DN	l/min	S1	S2	S3	S4	S1	S2				
BBT 24	0,05	50 G 2"	560	1 x 1780	2 x 800	1 x 800	2 x 800	1 x 1600	2 x 710	1 x 710	2 x 710	29	200	6500	900
BBT 36		50 G 2"	560	1 x 1780	2 x 800	1 x 800	2 x 800	1 x 1600	2 x 710	1 x 710	2 x 710	29	200	8000	1200
BBT 56		65 G 2"1/2	840	2 x 1780	2 x 800	1 x 1780	2 x 800	2 x 1600	2 x 710	1 x 1600	2 x 710	29	200	28000	2000
BBT 60-20		65 G 2"1/2	700	2 x 1780	2 x 800	1 x 1780	2 x 800	2 x 1600	2 x 710	1 x 1600	2 x 710	29	200	14000	1200

**AF = Fire-extinguishing system (Option for dry materials)