

RECTANGULAR EXTRACTORS TRANSLATING SCREWS

02.02.B




TECHNICAL FEATURES

- Easy installation at lower part of the storage bin
- Strong extraction screws supported by two trolleys located at the ends
- Travelling of screw on very strong and durable toothed guides
- Extremely precision system with travelling tracks.


BENEFITS

- Wide range of extraction capacity achieved by controlling the dosing screws with frequency converters
- High dosing accuracy from progressively variable pitch screws
- Very easy maintenance
- Very simple and cheap system
- High reliability
- Very low maintenance cost.

BEST IN CLASS FOR:




WOOD BASED PANELS:
MDF/HDF
PB/SPB
INSULATION BOARDS



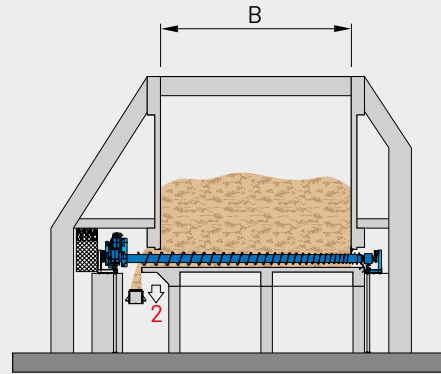
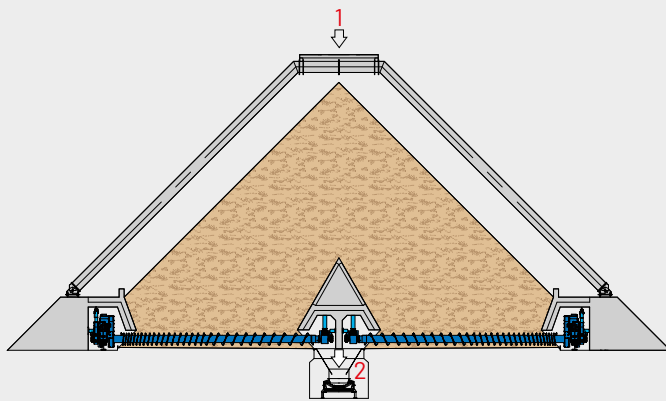
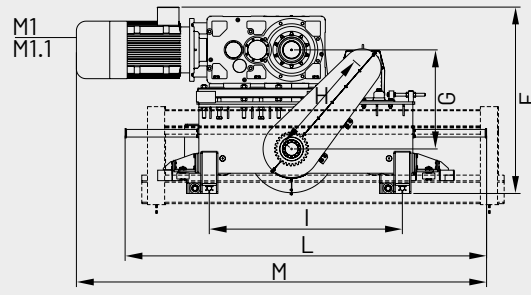
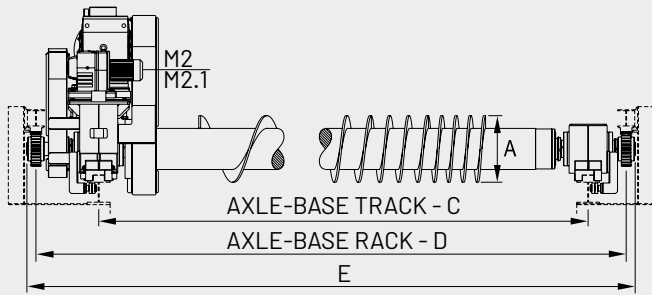
PRESSED WOOD PACKAGING:
PALLET BLOCKS



PELLETS & ENERGY:
WOOD PELLETS AND
BLACK PELLETS
LIME



WOOD RECYCLING AND
WASTE TREATMENT:
WASTE



1 = FEEDING
2 = DISCHARGE

M1 = SCREW ROTATION
M1.1 = FAN FOR COOLING

M2 = TRANSLATION SCREW
M2.1 = FAN FOR COOLING

MODEL	OVERALL DIMENSIONS mm											INSTALLED POWER kW	EXTRACTION CAPACITY m ³ /h	WEIGHT APPROX. kg
	A	B	C	D	E	F	G	H	I	L	M			
TSC 600/6000	600	6000	9500	10560	10750	1960	1050	1130	2030	3800	4300	*	**	9800
TSC 600/7500	600	7500	11000	12060	12250	1960	1050	1130	2030	3800	4300			12300
TSC 600/10000	600	10000	13300	14360	14550	1960	1050	1130	2030	3800	4300			16300
TSC 700/6000	700	6000	9500	10560	10750	1960	1050	1130	2030	3800	4300			10000
TSC 700/7500	700	7500	11000	12060	12250	1960	1050	1130	2030	3800	4300			12500
TSC 700/10000	700	10000	13300	14360	14550	1960	1050	1130	2030	3800	4300			16600
TSC 800/6000	800	6000	9500	10560	10750	1960	1050	1130	2030	3800	4300			10200
TSC 800/7500	800	7500	11000	12060	12250	1960	1050	1130	2030	3800	4300			12700
TSC 800/10000	800	10000	13300	14360	14550	1960	1050	1130	2030	3800	4300			16900
TSC 900/6000	900	6000	9500	10560	10750	1960	1050	1130	2030	3800	4300			10400
TSC 900/7500	900	7500	11000	12060	12250	1960	1050	1130	2030	3800	4300			12900
TSC 900/10000	900	10000	13300	14360	14550	1960	1050	1130	2030	3800	4300			17200

*Wide range available, according to project Customer needs

**According to ensiled material and extraction capacity